

# Brethren Housing Association Annual Report



Fiscal Year ending  
March 31, 2015

Written by: L. Crummel

## Programs



Although we were able to serve 97 individuals this year, 373 women and children were not able to be served due to lack of space.

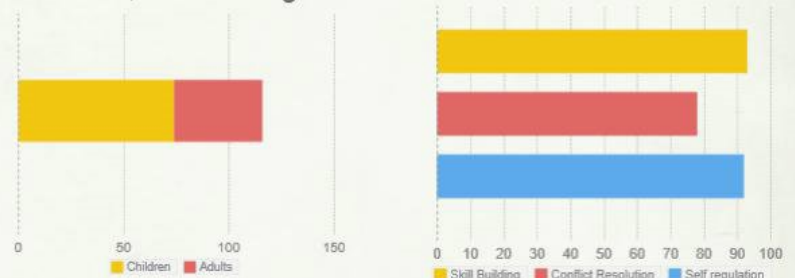
## SUCCESS RATE FOR HOUSING GOALS OVERALL



This year, 96% of our participants successfully obtained or maintained housing.

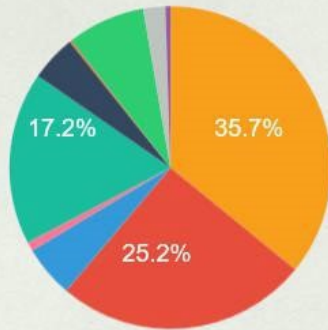
## Children are Majority of Those Served

Of the total number of individuals served, two-thirds represent the number of children and youth we serve. We work closely with them in areas of skill building, conflict resolution, and self-regulation.



- 93% of age appropriate youth demonstrated competency in skill building activities
- 78% of age appropriate youth demonstrated competency in conflict resolution activities
- 92% of age appropriated youth demonstrated competency in self-regulation activities

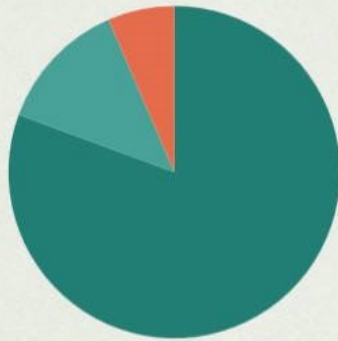
# Revenue



Individuals/Small Business	\$371,884
Foundations and Corporate	\$262,160
Member Churches	\$54,486
Non-Member Churches	\$8,814
Contract Revenue	\$183,837
In-Kind Contributions	\$48,036
Investment Income	\$2,176
Special Events	\$81,442
Program/Occupancy Fees	\$23,234
Miscellaneous	\$4,857
<b>*Total Revenue</b>	<b>\$1,040,926</b>

\*\$322,541 received solely as restricted/designated funds for building projects

# Expenses



■ Program (80.62%) ■ Fundraising (12.89%)  
■ Management & General (6.49%)

## Management & General Expenses

Staffing	\$36,857
Public Relations	\$2,957
Professional Fees	\$1,686
Office Equipment/Software/Telephone	\$838
Insurance	\$951
Other	\$5,811
<b>Subtotal</b>	<b>\$49,100</b>

## Program Expenses

Staffing	\$338,998
Program Housing	\$186,413
Program Supplies	\$9,672
Public Relations	\$11,826
Professional Fees	\$15,552
Value of Donated Furniture/Household Items	\$11,759
Office Equipment/Software/Telephone	\$7,731
Insurance	\$10,835
Office Supplies/Postage	\$5,381
Travel	\$2,871
Training	\$1,832
Other	\$10,390
<b>Subtotal</b>	<b>\$613,260</b>

## Fundraising Expenses

Staffing	\$39,569
Value of Donated Items for Fundraiser Auctions/Prizes	\$32,003
Printing/Bulk Mailing	\$6,532
Professional Fees	\$1,808
Office Supplies/Postage	\$2,439
Office Equipment/Software/Telephone	\$899
Insurance	\$1,019
Other	\$13,283
<b>Subtotal</b>	<b>\$97,912</b>

**Total Expenses** **\$760,272**

A full copy of our audited financial statements and complete list of contributors is available upon request.

**NOTE #1:** A member congregation is a church that affirms the vision and mission of BHA and commits to: (1) pray for BHA; (2) contribute financially to BHA through annual church budget or other clear alternative plan; (3) encourage volunteer service to BHA; and (4) appoint an advocate from the congregation to communicate with the congregation about BHA's work.

**NOTE #2:** For In-Kind Donations (donations of tangible items), our auditing firm places a value on these donations and lists the value as both revenue and an off-setting expense in our audited financial statements.